

**KRANTIGURU SHYAMJI KRISHNA VARMA
KACHCHH UNIVERSITY, BHUJ**



NEP: 2024

**Proposed Structure Of B.V.A (Honours/Research) Syllabus
to be implemented from AY 2024-25
(Bachelor of Visual Arts)**



**KRANTIGURU SHYAMJI KRISHNA VARMA
KACHCHH UNIVERSITY, BHUJ**

Bachelor of Visual Arts(BVA)

B.O.S. Member (2024-2025)

Subject: Visual Arts

No.	Name	
1.	Prof.Dr. Subhash Bhandari. Dean, Science Faculty	CHAIR PERSON
2.	Prof.Dr. Kashmira Maheta. Head, Department of English	MEMBER
3.	Dr. Kanish Shah Department of Commerce and Managment	MEMBER
4.	Dr. Rupal Desai Department of Commerce and Managment	MEMBER
5.	Shri. Navin Soni. Eminent Artist, State Academy Awardee	MEMBER



**KRANTIGURU SHYAMJI KRISHNA VARMA
KACHCHH UNIVERSITY, BHUJ**

Bachelor of Visual Arts(BVA)

PROGRAMME OFFERED:

The Preparatory Course will be of One Year duration while Main course with Specialization will be of **THREE** Year duration. Thus the total course will be of **FOUR** Year duration.

BACHELOR OF VISUAL ARTS (BVA) –4YEARS

1. BVA FOUNDATION- 1 YEAR

- ✓ Basic Design
- ✓ Drawing & Painting
- ✓ Color Theory & Symbolism, Print Making
- ✓ Monuments Study
- ✓ Art History
- ✓ The Forms of Visual Arts
- ✓ English

2. BVA SPECIALISATIONS- 3 YEARS

- ✓ Painting
- ✓ Applied Arts

NATURE OF COURSE:

Medium of Instruction: ENGLISH / GUJRATI

The study pattern for the 1st year B.V.A. (Applied Art / Painting,) is divided into TWO group

Group I Theory

Group II Practical

The study pattern for the 2nd year, 3rd year, 4th year B.V.A.

(Applied Arts / Painting,) is divided into TWO groups.

Group I Theory

Group II Practical

EXAMINATION LEADING TO THE DEGREE OF BACHELOR OF VISUAL ART

The examination conducts as per KSKV Examination.



KRANTIGURU SHYAMJI KRISHNA VARMA KACHCHH UNIVERSITY, BHUJ

Bachelor of Visual Arts(BVA)

Program Objectives From BVA:

An objective in Visual arts generally revolves around expressing creativity, exploring artistic techniques, and communicating ideas or emotions through various forms of visual, auditory, or performance art. Here are some specific objectives that someone might have in fine arts:

- 1. Develop Technical Skills:** Mastery of various artistic mediums, tools, and techniques, such as painting, sculpture, drawing, digital art, photography, or performance.
- 2. Express Creativity:** Use art as a means of self-expression and to explore personal creativity and imagination.
- 3. Communicate Ideas:** Convey messages, themes, or emotions through artistic works, often addressing social, political, or cultural issues.
- 4. Understand Art History and Theory:** Gain knowledge of the historical context of art, influential movements, and critical theories to inform and inspire one's own work.
- 5. Critique and Analyze Art:** Develop the ability to critically evaluate and interpret artworks, both one's own and others', to understand the deeper meaning and context.
- 6. Build a Portfolio:** Create a comprehensive collection of works that showcases one's skills, style, and artistic development, which is essential for career advancement.
- 7. Engage with the Art Community:** Participate in exhibitions, collaborations, and networking opportunities within the local and global art community.
- 8. Inspire and Educate Others:** Share knowledge and passion for art through teaching, workshops, or public speaking.
- 9. Experiment and Innovate:** Push the boundaries of traditional art forms by experimenting with new techniques, materials, and interdisciplinary approaches.
- 10. Achieve Professional Success:** Establish a career in the Visual arts, which could include working as a professional artist, illustrator, curator, art director, or educator.

These objectives can be tailored to fit individual goals, whether they are for personal fulfillment, academic pursuit, or professional advancement in the field of fine arts.

KRANTIGURU SHYAMJI KRISHNA VARMA KACHCHH UNIVERSITY, BHUJ


Bachelor of Visual Arts(BVA)

LEARNING OUTCOMES FROM BVA:

Learning outcomes in Visual arts typically encompass a range of skills and knowledge that students are expected to develop through their studies. These outcomes can vary depending on the specific program or course, but they generally include:

- 1. Technical Skills:** Proficiency in various artistic techniques and mediums, such as drawing, painting, sculpture, printmaking, digital media, and more. This includes mastering tools and materials and understanding their properties and applications.
- 2. Artistic Creativity:** The ability to generate original ideas, concepts, and works of art. This involves creative thinking, innovation, and the capacity to express individual vision and style.
- 3. Artistic Process:** Understanding and engaging in the artistic process from conception to completion. This includes planning, experimentation, revision, and reflection.
- 4. Critical Thinking:** Developing the ability to analyze, interpret, and critique artwork. This includes understanding art theory, history, and the cultural and social contexts that influence art.
- 5. Aesthetic Appreciation:** Cultivating an appreciation for various forms of art, including historical and contemporary works. This involves recognizing and valuing different styles, movements, and genres.
- 6. Communication Skills:** Effectively presenting and discussing art, both verbally and in writing. This includes articulating ideas and intentions clearly and persuasively.
- 7. Cultural Awareness:** Gaining insight into how art reflects and influences cultural, historical, and social contexts. This involves understanding diverse perspectives and practices in the art world.
- 8. Professional Practices:** Learning about the business side of art, including portfolio development, exhibition preparation, marketing, and understanding the role of art in the public and private sectors.
- 9. Ethical Considerations:** Recognizing the ethical responsibilities of artists, including issues related to copyright, cultural sensitivity, and the impact of art on society.
- 10. Personal Growth:** Using art as a means of personal expression and development. This includes building self-discipline, perseverance, and confidence through artistic practice.

These outcomes aim to prepare students not only to create and appreciate art but also to engage meaningfully with the broader art community and industry.



**KRANTIGURU SHYAMJI KRISHNA VARMA
KACHCHH UNIVERSITY, BHUJ**

Bachelor of Visual Arts (BVA)-FOUNDATION

B.V.A- 1st YEAR (foundation)

Semester-1

No.	Subject Code	Subject Name	Type	Credit	Exam Hours	Internal Marks	External Marks	Marks
1	MJVA 101	Basic Design	Practical	4	5:00	50	50	100
2	MJVA102	Drawing&Painting	Practical	4	5:00	50	50	100
3	MNVA101	Colour Theory&Symbolism	Practical	4	5:00	50	50	100
4	MDVA101	Monuments Study	Practical	4	5:00	50	50	100
5	VACVA101	Art History	Theory	2	2:30	25	25	50
6	SECVA101	The forms of visual art	Theory	2	2:30	25	25	50
7	AECVA101	Practical English I	Theory	2	2:30	25	25	50
TOTAL				22	-	275	275	550

Semester-2

No.	Subject Code	Subject Name	Type	Credit	Exam Hours	Internal Marks	External Marks	Marks
1	MJVA 201	Basic Design II	Practical	4	5:00	50	50	100
2	MJVA202	Drawing&Painting II	Practical	4	5:00	50	50	100
3	MNVA201	Print Making	Practical	4	5:00	50	50	100
4	MDVA201	Monuments Study(Live)	Practical	4	5:00	50	50	100
5	VACVA201	Art History (Indian &Western)	Theory	2	2:30	25	25	50
6	SECVA201	The forms of visual art II	Theory	2	2:30	25	25	50
7	AECVA201	Practical English II	Theory	2	2:30	25	25	50
TOTAL				22	-	275	275	550



**KRANTIGURU SHYAMJI KRISHNA VARMA
KACHCHH UNIVERSITY, BHUJ**

Bachelor of Visual Arts (BVA)-FOUNDATION

**B.V.A
Semester -1**

No.	Subject Code	Subject Name	Credit Hours	Exam Duration	Teaching Hours Per Week	Total Marks Ext. / Int.
Major [Main] -1						
1	MJVA 101	Basic Design	4	5:00	4	50/50
2	MJVA 102	Drawing&Painting	4	5:00	4	50/50
Minor[FS] -1						
3	MNVA 101	Colour Theory&Symbolism	4	5:00	4	50/50
Multi Disciplinary -1						
4	MDVA 101	Monuments Study	4	5:00	4	50/50
VAC (Value-Added Course)						
5	VACVA 101	Art History	2	2:30	2	25/25
SEC (Skill Enhancement Course)						
6	SECVA 101	The forms of visual art	2	2:30	2	25/25
AEC (Ability Enhancement Course)						
7	AECVA 101	Practical English I	2	2:30	2	25/25
TOTAL			22		22	275/275

**B.V.A
Semester -2**

No.	Subject Code	Subject Name	Credit Hours	Exam Duration	Teaching Hours Per Week	Total Marks Ext. / Int.
Major [Main] -1						
1	MJVA 201	Basic Design II	4	5:00	4	50/50
2	MJVA 202	Drawing&Painting II	4	5:00	4	50/50
Minor[FS] -1						
3	MNVA 203	Print Making	4	5:00	4	50/50
Multi Disciplinary -1						
4	MDVA 201	Monuments Study(live)	4	5:00	4	50/50
VAC (Value-Added Course)						
5	VACVA 201	Art History(indian&western)	2	2:30	2	25/25
SEC (Skill Enhancement Course)						
6	SECVA 201	The forms of visual art II	2	2:30	2	25/25
AEC (Ability Enhancement Course)						
7	AECVA 201	Practical English II	2	2:30	2	25/25
TOTAL			22		22	275/275

KRANTIGURU SHYAMJI KRISHNA VARMA KACHCHH UNIVERSITY, BHUJ

Bachelor of Visual Arts(BVA)

1st YEAR- 1st SEMESTER Syllabus

KRANTIGURU SHYAMJI KRUSHNA VERMA KACHCHH UNIVERSITY										
FACULTY OF VISUAL ARTS										
Programme		B.V.A				Branch/Spec.		Fine Arts		
Semester		SEM-1				Version/Pattern		NEP		
Effective from Academic Year			2024-25			Effective for the batch Admitted in			2024-25	
Subject Code		MJVA 101				Subject name		Basic Design		
Teaching Scheme					Examination Scheme(marks)					
(Per week)		Lecture(DT)		Practical		Total		CE	SEE	Total
	L	TU	P	TW						
Credit	1	0	3	0	4	Theory				
Hours	15	0	90	0	105	Practical		50	50	100
Pre-requisites:										
H.S.E										
Learning Outcome:										
Students will learn basic design with dots,line,lines into shapes,negative and positive space,kutchi designs etc.										
Theory Syllabus										
Basic Design										
Unit	Content								Hrs	
1	FUNDAMENTALS (dot,line,shapes,basic grid,2D design.)								35	
2	Positive and Negative Spaces								35	
3	Tone Values and Colours								35	
University Exam Format										
Question No	Unit	Type of questions							Marks	
1	1	A design from dot, lines and shapes in given size.							10	
2	2	Two dimensional design with positive and negative spaces specified as unit II.							20	
3	3	Design with black&white colour scheme.							20	



Practical Subject

Basic Design

Sem:1

Subject Code: MJVA101

Course Objective:

Learning design involves understanding the basic visual language and various methods of form synthesis. The focus is on transforming lines into shapes, 3D shapes, effects, and fundamentals of design. It is intended to enhance intellectual and imaginative abilities in creative thinking. The focus is on design principles, negative and positive space distribution, proportion, and the energy contained in lines. Design exercises in various media allow for the creation of effective design work.

Course Contents:

Unit- I (Fundamentals)

Transformation of simple shapes into well balanced design. Understanding the subjective and objective value of applied art. Visualize complex forms into simple, primitive and basic forms from nature also.

Two-dimensional designing.

Fundamentals of design (dot, line, masses, basic grid, shapes, forms, tones, color & textures etc)

Design principles.

Unit- II (Positive and Negative Spaces)

Concept of positive and negative areas.

2 dimensional designing in b & w.

Division of negative and positive space.

Unit- III (Tone Values and Colours)

2D design, in contrast, colours(**only water/poster colours**).

2D design with black&white colour schemes.



Practical Subject

Basic Design

Sem:1

Subject Code: MJVA101

Learning Outcome:

At the end of this unit, students should have the ability to apply the elements and fundamental concepts of design. To gain a better understanding of motifs, Wallpaper, poster, logo, Kutchi designs, and stationary design are all examples of graphic design.

References Book:

BASIC DESIGN: THE DYNAMICS OF VISUAL FORM

Secrets of Good Design For Artists,Artisans & Crafters



KRANTIGURU SHYAMJI KRISHNA VARMA KACHCHH UNIVERSITY, BHUJ

Bachelor of Visual Arts(BVA)

KRANTIGURU SHYAMJI KRUSHNA VERMA KACHCHH UNIVERSITY										
FACULTY OF VISUAL ARTS										
Programme		B.V.A				Branch/Spec.		Fine Arts		
Semester		SEM-1				Version/Pattern		NEP		
Effective from Academic Year				2024-25		Effective for the batch Admitted in			2024-25	
Subject Code		MJVA 102				Subject name		Drawing & Painting		
Teaching Scheme					Examination Scheme(marks)					
(Per week)	Lecture(DT)		Practical		Total		CE	SEE	Total	
	L	TU	P	TW						
Credit	1	0	3	0	4	Theory				
Hours	15	0	90	0	105	Practical	50	50	100	
Pre-requisites:										
H.S.E										
Learning Outcome:										
Students will learn basic values of drawing like perspective, proportion, semi proportion and composition. They will able to compose landscapes and still life.										
Theory Syllabus										
Drawing & Painting										
Unit	Content								Hrs	
1	Basic Drawing								35	
2	Perspective,Proportion,Texture and Degress								35	
3	Understand Mediums, Colours Opaque Theory and Transperent Theory								35	
University Exam Format										
Question No	Unit	Type of questions							Marks	
1	1	Drawing of an object specified as unit I							10	
2	2	Drawing using perspective and mention it below or monochrome still life.							20	
3	3	Correct or change a composition of a given landscape painting. only in pencil shadings							20	

Practical Subject

Drawing & Painting

Sem:1

Subject Code: MJVA102

Course Objective:

Students will learn exploration of Line, Study of forms in nature, perspectives, proportion, degrees, single objects and the group of objects in line and shape. Sketching practice will be introduced. Introduction to colours, understanding value, tone, intensity, mixing etc. in three dimensions, composition based on studies from landscapes and still life. The objective of this course is to acquire experience in basic knowledge to explore drawings techniques. Structured exercises on drawing include basic shapes theory and composition. it enables students to be confident in the use and manipulation of penciling and create dimension . It also provides a clear idea of different painting materials like linseed oil, turpentine, brushes and tools. It includes theory of Transparent and opaque colour.
(only water/poster colours)

Course Contents:

Unit I(Basic Drawing)


- Understanding the line and its possibilities.
- Drawing from objects and nature.
- Study of shades and light.

Unit II (Perspective, Proportion, Texture and Degrees)

- knowledge of degrees, perspective and proportion.
- Developing a texture of each materials.
- Monochrome still life.

Unit III (Understand Mediums, Colours Opaque Theory and Transparent Theory)

- Gain knowledge about defferent mediums.
- Demonstration of colours & **composition**.
- know opaque and transparent theory.



Practical Subject

Drawing & Painting

Sem:1

Subject Code: MJVA102

Course Learning Outcome:

Basic values of drawing, such as perspective, proportion-semi-proportion, and drawing will be understood by students. They will be able to create a composition of landscape and objects as well. They will be able to understand colour theory of mixing. The material for painting will also be known. They will acquire the fundamentals of drawing and painting.

References Book:

Perspective Drawing Handbook ,Joseph D'Amelio.


Giovanni-civardi-drawing-a-complete-guide



KRANTIGURU SHYAMJI KRISHNA VARMA KACHCHH UNIVERSITY, BHUJ

Bachelor of Visual Arts(BVA)

KRANTIGURU SHYAMJI KRUSHNA VERMA KACHCHH UNIVERSITY										
FACULTY OF VISUAL ARTS										
Programme		B.V.A				Branch/Spec.		Fine Arts		
Semester		SEM-1				Version/Pattern		NEP		
Effective from Academic Year			2024-25			Effective for the batch Admitted in			2024-25	
Subject Code		MNVA 101				Subject name		Colour Theory&Symbolism		
Teaching Scheme					Examination Scheme(marks)					
(Per week)		Lecture(DT)		Practical		Total		CE	SEE	Total
	L	TU	P	TW						
Credit	1	0	3	0	4	Theory				
Hours	15	0	90	0	105	Practical		50	50	100
Pre-requisites: H.S.E										
Learning Outcome:										
Students will learn Colour composition, colour theory, study of tints, colour scheme and tones. student will be able to understand use of colours to create expressinism.										
Theory Syllabus										
Colour Theory&Symbolism										
Unit	Content								Hrs	
1	Colour theory.								35	
2	study of tints, shades and colour mixing.								35	
3	Colours, Brushing, Colour Scheme and Different tones.								35	
	(only water/poster colours)									
University Exam Format										
Question No	Unit	Type of questions						Marks		
1	1	Define basic colour theory by colour chart.						10		
2	2	Mixing colours and making tints and shades.						20		
3	3	Application of unique colour scheme on given shapes.						20		



Practical Subject

Colour Theory&Symbolism

Sem:1

Subject Code: MNVA101

Course Objective:

Colour Theory&symbolism

Students will learn colour wheel or chart to create a unique colour scheme than realism. The Fundamentals of tones, mixing colours, getting perfect tonel values, creating tints from lighten to darken and develop shades for dimensions. Study about different facial tones with creating tints. Knowing the theory of reflections. Experiment the Colours of Nature and creating tints of that. Understanding of the Colour depth from different Tints and Shades.

(only water/poster colours)

Course Contents:

Unit I(Colour Theory)

Colour chart or colour wheel.
Know the colour pattern.

Unit II (study of tints, shades and colour mixing)

Understanding the Colour Mixing.
Understanding Opposite colours .
Study of Tints and Shades.

Unit- III (Colours,Brushing,Colour Scheme and Different tones)

knowledge of applying liqiud into Colors, Brushing and filling.
Unique Colour scheme.



Practical Subject

Colour Theory&Symbolism

Sem:1

Subject Code: MNVA101

Course Learning Outcome:

The students will know how the theory will work in color to compose the The realisti and conceptual style.They will understand to create their own unique color skir and devlope that.the students will able to know shades, tints & tonal values of colour:

References Book:

Colour A Masterclass,

Color and Light: A Guide for the Realist Painter" by James Gurney

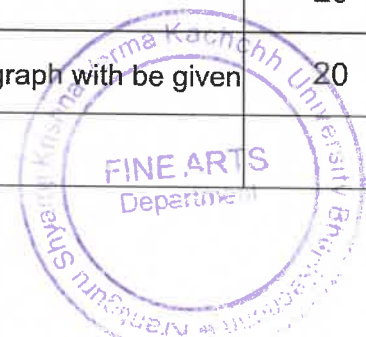
The Elements of Color" by Johannes Itten



KRANTIGURU SHYAMJI KRISHNA VARMA KACHCHH UNIVERSITY, BHUJ

Bachelor of Visual Arts(BVA)

KRANTIGURU SHYAMJI KRUSHNA VERMA KACHCHH UNIVERSITY										
FACULTY OF VISUAL ARTS										
Programme		B.V.A				Branch/Spec.		Fine Arts		
Semester		SEM-1				Version/Pattern		NEP		
Effective from Academic Year				2024-25		Effective for the batch Admitted in			2024-25	
Subject Code		MDVA 101				Subject name		Monuments Study		
Teaching Scheme					Examination Scheme(marks)					
(Per week)		Lecture(DT)		Practical		Total		CE	SEE	Total
	L	TU	P	TW						
Credit	1	0	3	0	4	Theory				
Hours	15	0	90	0	105	Practical		50	50	100
Pre-requisites:										
H.S.E										
Learning Outcome:										
Students will know design prespective of monuments, palaces of kutch and importance of aesthetic values of architecture and art.										
Theory Syllabus										
Monuments Study										
Unit	Content								Hrs	
1	Monuments in kutch.								35	
2	Materials used in monuments of kutch.								35	
3	The art of design carved in monuments.								35	
University Exam Format										
Question No	Unit	Type of questions						Marks		
1	1	Define the type of architecture from given drawing.Draw it with pencil shadings						10		
2	2	Draw from the given photograph in detail/Drawing from the photograph of monuments.						20		
3	3	Drawing of a carved design with shades and light.photograph with be given						20		



Practical Subject

Monument Study

Sem:1

Subject Code: MDVA101

Course Objective:

An understanding about monuments. The student will acquire knowledge about a structure, its carved design, and its significance. To acquire knowledge of local palaces and other structures. Comprehending the materials utilised in its construction, adhering to perspective, proportion, and form. An aesthetic value should be recognized. The classification of Pillars, arches, and walls in the structure relates to their application.

Course Contents:

Unit I(Monuments in kutch)

Understanding The style of local monuments

Making a drawing from the photos of local monuments

Unit II (Materials used in monuments of kutch.)

know the materials and its strength and draw with its texture.
studies of the monuments.

Unit- III (The art of design carved in monuments)

Analysis of design carved on the structure.

Detail drawing and painting of the design.



Practical Subject

Monument Study

Sem:1

Subject Code: MDVA101

Course Learning Outcome:

Students will be able to understand the design perspective of local monuments. Monuments built in Kutch have significant use, importance, and aesthetic value. The variety of artwork on display demonstrates the love and commitment to art and culture. Students will be aware of protecting heritage and preserving it. Developing designing abilities, structural analysis, and artistic vision can be achieved through the overall perspective.

References Book:

Kutch Darshan

The Black Hills: Kutch in History and Legend



**KRANTIGURU SHYAMJI KRISHNA VARMA
KACHCHH UNIVERSITY, BHUJ**

Bachelor of Visual Arts(BVA)

KRANTIGURU SHYAMJI KRUSHNA VERMA KACHCHH UNIVERSITY									
FACULTY OF VISUAL ARTS									
Programme		B.V.A				Branch/Spec.		Fine Arts	
Semester		SEM-1				Version/Pattern		NEP	
Effective from Academic Year			2024-25			Effective for the batch Admitted in			2024-25
Subject Code		VACVA 101				Subject name		Art History	
Teaching Scheme					Examination Scheme(marks)				
(Per week)	Lecture(DT)		Practical		Total		CE	SEE	Total
	L	TU	P	TW					
Credit	2	0	0	0	2	Theory	25	25	50
Hours	30	0	0	0	30	Practical			
Pre-requisites:									
H.S.E									
Learning Outcome:									
Students will learn history of art and artists in kutch and Gujrat.They will able to gain knowledge about techniques of local art and craft.									
Theory Syllabus									
Art History									
Unit	Content								Hrs
1	Art; Artists and Artisans of Kutch. (pottery, Embroidery, kamangiri art,lipan art,rogan art, lequeur-art)								15
2	Art, Artists and Artisans of Gujarat.								15
University Exam Format									
Question No	Unit	Type of questions						Marks	
1	1	Answer in short with choice. (Any five out of seven)						10	
2	2	Short notes based on unit I and II.(two out of four)						10	
3	3	Objective Type Questions.						05	



Theory Subject

Art History

Sem:1

Subject Code: VACVA101

Course Objective:

The Art History Course offers a survey of Kutchi art and artists from the dawn of civilization to the present time, including the most modern trends and ideas in the ever-changing world of art. The objective of teaching history of art is to acquaint the students with visual cultures from the past to the present. The course is designed on the conviction that the learners can understand its relation of theory in local areas. They will learn techniques of hand works done by the artists and artisans of kutch.

Course Contents:

Unit I –

Handicrafts of kutch.

embroidery, rogan art, mudwork, lequeur art, kamangiri art, pottery, etc.

Unit II –

Artists of Gujarat

Art forms and style of Gujarat

Learning Outcome:

Students will be able to know about local crafts of kutch like mud work, embroidery, rogan art, lequeur art. they will understand the techniques of applying colours to create beautiful art pieces. The art and artisans will be known of Kutch and Gujarat, they are many famous artists of Gujarat. They created some master pieces in their unique style.

References:


The arts of kutch ,christopher w. london.



KRANTIGURU SHYAMJI KRISHNA VARMA KACHCHH UNIVERSITY, BHUJ

Bachelor of Visual Arts(BVA)

KRANTIGURU SHYAMJI KRISHNA VERMA KACHCHH UNIVERSITY									
FACULTY OF VISUAL ARTS									
Programme		B.V.A				Branch/Spec.		Fine Arts	
Semester		SEM-1				Version/Pattern		NEP	
Effective from Academic Year			2024-25			Effective for the batch Admitted in			2024-25
Subject Code		SECVA 101				Subject name		The forms of visual art	
Teaching Scheme					Examination Scheme(marks)				
(Per week)	Lecture(DT)		Practical		Total		CE	SEE	Total
	L	TU	P	TW					
Credit	2	0	0	0	2	Theory	25	25	50
Hours	30	0	0	0	30	Practical			
Pre-requisites:									
H.S.E									
Learning Outcome:									
Students will learn to analyse about critical thinking, understand elements of art and applying colour scheme space light and shade.									
Theory Syllabus									
The Forms OF Visual Art									
Unit	Content								Hrs
1	FUNDAMENTALS (Critical thinking and analysis.)								15
2	Lines, shade and lights, symbolization and colours theory in drama.								15
University Exam Format									
Question No	Unit	Type of questions						Marks	
1	1	Answer in short with choice. (Any five out of seven)						10	
2	2	Short notes based on unit I and II.(two out of four)						10	
3	3	Objective Type Questions.						05	



Theory Subject

The Forms of Visual Art

Sem:1

Subject Code: SECVA101

Course Objective:

The purpose of teaching visual art fundamentals to students is to familiarize them with visual art. Knowing the basic principles of line, form, color, tone, texture, and space is crucial. In regards to the meaning and definition of art, and its vital importance in the real world.

Course Contents:

Unit I –

- ✓ Art: meaning and definition, classification and importance.
- ✓ Art as an essential part of the real world, Art as a powerful medium of self-expression

Unit II –

- ✓ Visual elements and the elements of design: Characteristics and behaviour.
- ✓ Aesthetics organization of visual elements in an art objects.
- ✓ LINE: definition, classification and types.
- ✓ Colour scheme symbolization and colours to express emotions in dramas

Learning Outcome:

Critical thinking will be demonstrated by students by analyzing and evaluating works of art. Through these classes, students will gain an understanding of the elements of art and principles of art. Students will be able to apply color and the appropriate color scheme with suitable textures. They will comprehend how form, space, lines, shades, and light come together in the design.

References Book:

The Fundamentals of Visual Arts

The Story of Indian Art by S. K. Bhattacharya.

Fundamental of Indian Art by S. N. Dasgupta



KSKV KACHCHH UNIVERSITY - BHUJ
DEPARTMENT OF ENGLISH
B.A./ B. Com./ B. Sc./ B.F. A. SEMESTER – I, 2023-24

PAPER CODE – AEC 101

ENGLISH

CREDIT: 02

PAPER TITLE:

PRACTICAL ENGLISH - I

MARKS : 25+25=50
(Internal + External)


UNIT 1	Text 1. In the Parliament of religion -- Swami Vivekanand 2. The essence of Democracy -- Dr. B. R. Ambedkar 3. Romance of Busy Broker -- O' Henry 4. The Solitary Reaper -- William Wordsworth 5. Failte -- Mr.Pabu Gadhavi 'Pushp'
UNIT 2	GRAMMAR AND COMPOSITION 1. Parts of Speech 2. Types of Sentences 3. Comprehension

University Exam Format

Question No.	Unit	Type of Questions	Marks
1	1	1(A) Answer in short with choice (Any five out of seven) 1(B) Short notes with choice (Any one out of three)	05 05
2	2	(A) Exercise based on topics specified as Unit II (B) Exercise based on topics specified as Unit II	05 05
3	1-2	Objective Type Questions/ Definitions/ Fill in the blanks/ Short questions/ True- False/ Match A with B	05

Suggested Reading:

AEC 101	PRACTICAL ENGLISH - I
Macmillan Publishers	<i>Abhir</i>
Ophelia Hancock	Reading Skills for College Students
R. Karal	English Grammar for You
V & S Publishers	Spoken English



KRANTIGURU SHYAMJI KRISHNA VARMA KACHCHH UNIVERSITY, BHUJ

Bachelor of Visual Arts(BVA)

1st YEAR- 2nd SEMESTER Syllabus

KRANTIGURU SHYAMJI KRUSHNA VERMA KACHCHH UNIVERSITY									
FACULTY OF VISUAL ARTS									
Programme	B.V.A				Branch/Spec.	Fine Arts			
Semester	SEM-2				Version/Pattern	NEP			
Effective from Academic Year	2024-25				Effective for the batch Admitted in	2024-25			
Subject Code	MJVA 201				Subject name	Basic Design II			
Teaching Scheme					Examination Scheme(marks)				
(Per week)	Lecture(DT)		Practical		Total		CE	SEE	Total
	L	TU	P	TW					
Credit	1	0	3	0	4	Theory			
Hours	15	0	90	0	105	Practical	50	50	100
Pre-requisites:									
H.S.E									
Learning Outcome:									
Students will learn basic design with dots,line,lines into shapes,negative and positive space,kutchi designs, Ajrakh block print,batic design,etc.									
Theory Syllabus									
Basic Design II									
Unit	Content								Hrs
1	Making prints for textile design, architectural design in 2D & 3D.								35
2	Ajrakh block print, batik design with positive and negative space.								35
3	Logo Design with colours.								35
	(only water/poster colours)								
University Exam Format									
Question No	Unit	Type of questions						Marks	
1	1	A design based on textile and 2D plans and 3D plans.						10	
2	2	Design based on ajrakh block print batik specified as unit II.						20	
3	3	3D logo design using with colours.						20	



Practical Subject

Basic Design II

Sem:2

Subject Code: MJVA201

Course Objective:

Learning design involves understanding the basic visual language and various methods of form synthesis. The focus is on transforming lines into shapes, 3D shapes, effects, and fundamentals of Kutchi design. It is intended to enhance intellectual and imaginative abilities in creative thinking. The focus is on design principles, negative and positive space distribution, proportion, and the energy contained in lines. Design exercises in various media like Ajrakh blocks, bati allow for the creation of effective design work. Designing a logo with colour will be applied.

Course Contents:

Unit- I (Making prints for textile design)

Three-dimensional designing.
Making Stencils of design and create with colour.
Design principles.

Unit- II (Ajrakh block print, batik design with positive and negative space)

Concept of positive and negative areas.

2 dimensional designing in Ajrakh block print and batik print
Division of negative and positive space in kutchi design

Unit- III (Logo Design with colours)

2 d design in logo with colours.
3 d design in logo with colours.



Practical Subject

Basic Design II

Sem:2

Subject Code: MJVA201

Learning Outcome:

At the end of this unit, students should have the ability to apply the elements and fundamental concepts of design. To gain a better understanding of motifs, Wallpaper, poster, logo, kutchi designs, and stationary design are all examples of graphic design.

References Book:

BASIC DESIGN: THE DYNAMICS OF VISUAL FORM

Secrets of Good Design For Artists,Artisans & Crafters



KRANTIGURU SHYAMJI KRISHNA VARMA KACHCHH UNIVERSITY, BHUJ

Bachelor of Visual Arts(BVA)

KRANTIGURU SHYAMJI KRUSHNA VERMA KACHCHH UNIVERSITY									
FACULTY OF VISUAL ARTS									
Programme		B.V.A				Branch/Spec.		Fine Arts	
Semester		SEM-2				Version/Pattern		NEP	
Effective from Academic Year			2024-25			Effective for the batch Admitted in			2024-25
Subject Code		MJVA 202				Subject name		Drawing & Painting II	
Teaching Scheme					Examination Scheme(marks)				
(Per week)		Lecture(DT)		Practical		Total	CE	SEE	Total
		L	TU	P	TW				
Credit		1	0	3	0	4	Theory		
Hours		15	0	90	0	105	Practical	50	50
100									
Pre-requisites:									
H.S.E									
Learning Outcome:									
<p>Students will learn basic value of drawing like perspective, proportion, semi proportion and composition. They will able to compose landscapes, still life in colours and know different mediums.</p>									
Theory Syllabus									
Drawing & Painting II									
Unit	Content								Hrs
1	Object study with pencil and colour.								35
2	Study Of Live Painting .								35
3	Anatomy Study With Colour and head study								35
	(only water/poster colours)								
University Exam Format									
Question No	Unit	Type of questions							Marks
1	1	Object study with colours.							10
2	2	Create a landscape from photograph and with proportion and semi proportion.							20
3	3	Questions specified as unit III.							20



Practical Subject

Drawing & Painting II

Sem:2

Subject Code: MJVA202

Course Objective:

Students will learn exploration of Line, study of forms in nature, perspectives proportion, degree, single objects and the group of objects in line and shape. Live Sketching practice will be introduced. Introduction to colours, understanding value tone, intensity, mixing etc. in three dimensions, composition based on studies from landscapes and still lifes. The objective of this course is to acquire experience in basic knowledge to explore drawings techniques. Structured exercises on drawing include basic shapes theory and composition. it enables students to be confident in the use and manipulation of pencilling and create dimension . It also provide a clear idea of different painting materials , like linseed oil, turpentine, brushes and tools. It includes theory of Transparent and opaque colour. The head study and anatomy drawing will be introduced.

Course Contents:

Unit I(Object study with pencil and colour.)

Understanding of object with shade and light.

Drawing from objects and nature in colour.

Study of objects to compose still life with colours.

Unit II (Study Of Live Painting)

knowledge of perspective and proportion.

Developing a texture in colour.

Creating a live landscape.

Unit III (Anatomy and head study with colour)

Gain knowledge about head proportion and facial features.

Demonstration of colours in head.

Drawing the anatomy.



Practical Subject

Drawing & Painting II

Sem:2

Subject Code: MJVA202

Course Learning Outcome:

Advance values of drawing, such as perspective, proportion-semi-proportion, and drawings will be understood by students. They will be able to create a live drawings of landscapes and objects as well. They will able to understand colour theory of mixing. The materials for painting will also been known. They will acquire the fundamentals of drawing for head and anatomy in painting.

References Book:

Perspective Drawing Handbook ,Joseph D'Amelio.

Giovanni-civardi-drawing-a-complete-guide

Be an Artist in 10 Steps, Ian Sidaway Patricia Seligman


Figure drawing by loomis method.



KRANTIGURU SHYAMJI KRISHNA VARMA KACHCHH UNIVERSITY, BHUJ

Bachelor of Visual Arts(BVA)

KRANTIGURU SHYAMJI KRUSHNA VERMA KACHCHH UNIVERSITY									
FACULTY OF VISUAL ARTS									
Programme		B.V.A				Branch/Spec.		Fine Arts	
Semester		SEM-2				Version/Pattern		NEP	
Effective from Academic Year			2024-25			Effective for the batch Admitted in			2024-25
Subject Code		MNVA 201				Subject name		Print making	
Teaching Scheme					Examination Scheme(marks)				
(Per week)	Lecture(DT)		Practical		Total		CE	SEE	Total
	L	TU	P	TW					
Credit	1	0	3	0	4	Theory			
Hours	15	0	90	0	105	Practical	50	50	100
Pre-requisites:									
H.S.E									
Learning Outcome:									
<p>Students will learn about print making with basic tools, materials like wood and lino sheet and also learn prints from natural materials like leaves and tree trunks.</p>									
Theory Syllabus									
<h3 style="margin: 0;">Print Making</h3>									
Unit	Content								Hrs
1	Tools information								35
2	Study with basic tools like lino sheet and wood.								35
3	Print making with natural elements like leaves and tree Trunk								35
University Exam Format									
Question No	Unit	Type of questions						Marks	
1	1	Design using tools of print making.						10	
2	2	Carve the design out of lino sheet and wood to print in papers						20	
3	3	Print making with natural elements specified as unit III.						20	



Practical Subject

Printmaking

Sem:2

Subject Code: MNVA201

Course Objective:

Colour Composition

This hands-on course is to introduce basic techniques in surface printing in single color. It is to learn and experience simple methods of making printing linoleum & wood cut technique. The introduction of materials and its use for making a design for a print. Making prints from wood and linoleum blocks.

Course Contents:

Unit I (Tools information)

- Understanding the design
- know the theory of using tools

Unit II (Study with basic tools like lino sheet and wood)

- knowledge of applying tools to cut lino sheet and wood.
- Understand the design and make a block.
- application of ink on block and make a print on papers.

Unit III (Print making with natural elements like leaves and tree Trunk.)

- knowledge of creating natural elements as block.
- make a print of leaves on paper.
- make a print of tree trunks on paper



Practical Subject

Printmaking

Sem:2

Subject Code: MNVA201

Course Learning Outcome:

Experience and control a variety medium, including basic arts-related technology. Basic techniques in surface printing. Experience and control about types of Printmaking and its uses. Equipment's and tools use for printmaking. Handling the process of ink application on prepared block.

References Book:


Printmaking: A Complete Guide to Materials & Process



KRANTIGURU SHYAMJI KRISHNA VARMA KACHCHH UNIVERSITY, BHUJ

Bachelor of Visual Arts(BVA)

KRANTIGURU SHYAMJI KRISHNA VERMA KACHCHH UNIVERSITY									
FACULTY OF VISUAL ARTS									
Programme		B.V.A				Branch/Spec.		Fine Arts	
Semester		SEM-2				Version/Pattern		NEP	
Effective from Academic Year			2024-25			Effective for the batch Admitted in			2024-25
Subject Code		MDVA 201				Subject name		Monuments Study(live)	
Teaching Scheme					Examination Scheme(marks)				
(Per week)		Lecture(DT)		Practical		Total	CE	SEE	Total
		L	TU	P	TW				
Credit		1	0	3	0	4	Theory		
Hours		15	0	90	0	105	Practical	50	50
100									
Pre-requisites:									
H.S.E									
Learning Outcome:									
Students will know design prespective of monuments, palaces of kutch and importance of aesthetic values of architecture and art.									
Theory Syllabus									
Monuments Study(live)									
Unit	Content								Hrs
1	The Techniques used to build of Monuments in kutch								35
2	The study a Monument with pencil,pen,monochrome and colours								35
3	Create a composition using nature and monument.								35
	(only water/poster colours)								
University Exam Format									
Question No	Unit	Type of questions						Marks	
1	1	Define the techniques specified as unit I from photos or sketches.						10	
2	2	Draw from the given photograph in details colour on it						20	
		Drawing from the given composition and finish it with colours						20	



Practical Subject

Monument Study(live)

Sem:2

Subject Code: MDVA201

Course Objective:

● On understanding about monuments. The student will acquire knowledge about a technique to build structure, its carved design, and its significance. To acquire knowledge of local palaces and other structures. Comprehending the materials utilized in its construction, adhering to perspective, proportion, and form. An aesthetic value should be recognized. The classification of Pillars, arches, and walls in the structure relates to their application. In this unit includes **live sketching and painting** of the monuments. Students will visit different places of Kutch like Dholavira, palaces, stepwells etc.

Course Contents:

Unit I(The Techniques used to build of Monuments in Kutch)

- Understanding The architectural (techniques and materials of local monuments)
- Understanding the composition and drawings in photos of the local monuments.

Unit II (The study a Monument with pencil, pen, monochrome and colours)

- Knowing the different angles and study them
- Live studies of the monuments with colours..
- Capture the photographs with different angles

Unit- III (Create a composition using nature and monument.)

- Analysis of monuments design, carved on the structure.
- Create a composition using perspective, proportion, semi-proportion with nature



**KRANTIGURU SHYAMJI KRISHNA VARMA
KACHCHH UNIVERSITY, BHUJ**

Bachelor of Visual Arts(BVA)

Practical Subject

Monument Study(live)

Sem:2

Subject Code: MDVA201

Course Learning Outcome:

Students will be able to understand the design perspective of local monuments. Monuments built in Kutch have significant use, importance and aesthetic value. The variety of artwork on display demonstrates the love and commitment to art and culture. Students will be aware of protecting heritage and preserving it. Developing architectural skill designing abilities, structural analysis and artistic vision can be achieved through the overall perspective in a field.

References Book:


Kutch Darshan



**KRANTIGURU SHYAMJI KRISHNA VARMA
KACHCHH UNIVERSITY, BHUJ**

Bachelor of Visual Arts(BVA)

KRANTIGURU SHYAMJI KRUSHNA VERMA KACHCHH UNIVERSITY									
FACULTY OF VISUAL ARTS									
Programme		B.V.A				Branch/Spec.		Fine Arts	
Semester		SEM-2				Version/Pattern		NEP	
Effective from Academic Year			2024-25			Effective for the batch Admitted in			2024-25
Subject Code		VACVA 201				Subject name		Art History(indian&western)	
Teaching Scheme					Examination Scheme(marks)				
(Per week)	Lecture(DT)		Practical		Total		CE	SEE	Total
	L	TU	P	TW					
Credit	2	0	0	0	2	Theory	25	25	50
Hours	30	0	0	0	30	Practical			
Pre-requisites:									
H.S.E									
Learning Outcome:									
Students will learn history of Indian Art and Western Art									
Theory Syllabus									
Art History(indian&western)									
Unit	Content								Hrs
1	Art, Artists, Sculputers and Monuments of India								10
2	Art, Artists, Sculputers and Monuments of Europe								10
University Exam Format									
Question No	Unit	Type of questions						Marks	
1	1	Answer in short with choice. (Any five out of seven)						10	
2	2	Short notes based on unit I and II.(two out of four)						10	
3	3	Objective Type Questions from unit I and II.						05	



Theory Subject

Art History(indian&western)

Sem:2

Subject Code: VACVA201

Course Objective:

Chronological Understanding: Trace the evolution of Indian art and Western Art through key historical periods.

Style and Technique Analysis: Explore regional variations, iconography, and traditional artistic methods.

Religious and Philosophical Influences: Study how Hinduism, Buddhism, Jainism, and Indian philosophy shaped art and Christianity, Cathedral in Western Art.

Aesthetic and Cultural Appreciation: Understand traditional concepts of beauty and the cultural significance of Indian art and Western Art.

Critical Thinking: Develop skills in art criticism, interpretation, and scholarly research.

Awareness and Education: Promote public appreciation and educational initiatives in Indian art history and Western Art.

Course Contents:(Indian Art and Western Art)

Unit I – (Art, Artists, Sculptures and Monuments of India)

- Indian Monuments and Sculptures
- Different Style of Indian Art
- Artists of India

Unit II – (Art, Artists, Sculptures and Monuments of Europe)

- Monuments and Sculptures of Western Art
- Different Style of Western Art
- Artists of Europe



Theory Subject

Art History(indian&western)

Sem:2

Subject Code: VACVA201

Learning Outcome:

Learning Outcomes for Indian Art History

Knowledge of Development: Understand the evolution of Indian art across various periods and regions.

Artistic Appreciation: Recognize and analyze unique styles and symbolism in Indian art.

Cultural Insight: Comprehend the influence of religion and culture on Indian art forms.

Critical Evaluation: Enhance skills in interpreting and evaluating Indian artworks.

Heritage Preservation: Appreciate the importance of preserving Indian art.

Learning Outcomes for Western Art History

Chronological Knowledge: Grasp the progression of Western art from ancient to modern times.

Style Recognition: Identify and analyze key Western art styles and techniques.

Contextual Understanding: Understand the cultural and historical contexts of Western art.

Critical Thinking: Develop skills in interpreting and critiquing Western art.

References:

A history of fine arts in india & ceylon

Indian art sculpture and painting.

History of Western Art (Art Essentials)

By: Janetta Rebold Benton (Author) | Publisher: Thames & Hudson Ltd



KRANTIGURU SHYAMJI KRISHNA VARMA KACHCHH UNIVERSITY, BHUJ

Bachelor of Visual Arts(BVA)

KRANTIGURU SHYAMJI KRUSHNA VERMA KACHCHH UNIVERSITY										
FACULTY OF VISUAL ARTS										
Programme		B.V.A				Branch/Spec.		Fine Arts		
Semester		SEM-2				Version/Pattern		NEP		
Effective from Academic Year			2024-25			Effective for the batch Admitted in			2024-25	
Subject Code		SECVA 201				Subject name		The forms of visual art II		
Teaching Scheme					Examination Scheme(marks)					
(Per week)		Lecture(DT)		Practical		Total		CE	SEE	Total
	L	TU	P	TW						
Credit	2	0	0	0	2	Theory	25	25	50	
Hours	30	0	0	0	30	Practical				
Pre-requisites:										
H.S.E										
Learning Outcome:										
<p>Students will learn to analyse about rhythm, understand elements of art and application. Basic principles of design/art meaning, introduction, importance and their application</p>										
Theory Syllabus										
The Forms OF Visual Art II										
Unit	Content								Hrs	
1	FUNDAMENTALS (Harmony and Unity)								15	
2	Balance, rhythm, classification, definition importance and application in visual art.								15	
University Exam Format										
Question No	Unit	Type of questions							Marks	
1	1	Answer in short with choice. (Any five out of seven)							10	
2	2	Short notes based on unit I and II.(two out of four)							10	
3	3	Objective Type Questions from unit I and II.							05	



Theory Subject

The Forms of Visual Art II

Sem:2

Subject Code: SECVA201

Course Objective:

The purpose of teaching visual art fundamentals to students is to familiarise them with visual art. Knowing the basic principles of line, form, color, tone, texture, and space is crucial. In regards to the meaning and definition of art, and its vital importance in the real world, the importance of balance with classification, understanding rhythm in colour and creating movements.

Course Contents:

Unit I –

- UNITY: definition, importance and application in arts
- HARMONY: definition, importance and application in arts

Unit II –

- BALANCE: definition, classification, importance and expressive qualities of balance.
- EMPHASIS: definition, classification, importance and application in arts
- RHYTHM: definition, types and how artist use rhythm to create movement in arts.

Learning Outcome:

Critical thinking will be demonstrated by students by analyzing and evaluating works of art. Through these classes, students will gain an understanding of the elements of art and principles of art. Students will be able to apply color and the appropriate color scheme with suitable textures. They will comprehend how form, space, lines, shades, and light come together in the design.

References Book:

The Fundamentals of Visual Arts

The Story of Indian Art by S. K. Bhattacharya.

Fundamental of Indian Art by S. N. Dasgupta



KSKV KACHCHH UNIVERSITY - BHUJ
DEPARTMENT OF ENGLISH
B.A./ B. Com/ B. Sc. / B. F. A. SEMESTER – II, 2023-24

PAPER CODE – AEC 201 ENGLISH CREDIT: 02

PAPER TITLE: PRACTICAL ENGLISH - II

MARKS : 25+25=50
(Internal + External)

UNIT 1	Text 1. Deshara Parmeshara (folktale) – Duleray Karani 2. Madam Anjana Hazari: An Oasis in education – Divya Maheshwari 3. Prof. K. T. Shah – Dilip Kataliya 4. The Table Turned – William Wordsworth 5. On Studies – Francis Bacon
UNIT 2	GRAMMAR AND COMPOSITION 1. Tenses 2. Active Passive Voices 3. CV and Application

University Exam Format

1	1	1(A) Answer in short with choice (Any five out of seven) 1(B) Short notes with choice (Any one out of three)	05 05
2	2	(A) Exercise based on topics specified as Unit II (B) Exercise based on topics specified as Unit II	05 05
3	1-2	Objective Type Questions/ Definitions/ Fill in the blanks/ Short questions/ True- False/ Match A with B	05

Suggested Reading:

AEC 201	Practical English - II
Macmillan Publishers	<i>Meraki</i>
D. S. McNamara	Reading Comprehension Strategies: Theories, Interventions, and Technologies
John Eastwood	Oxford Practice Grammar



**KRANTIGURU SHYAMJI KRISHNA VARMA
KACHCHH UNIVERSITY, BHUJ**

Bachelor of Visual Arts(BVA)

No.	Details	Credit	Marks
	Major Courses		
1	Basic Design	4	100
2	Drawing&Painting	4	100
	Minor Courses		
1	Color Theory & Symbolism,Print Making	4	100
	Multi Disciplinary Courses		
1	Monument Study	4	100
	VAC (Value-Added Course)		
1	Art History	2	50
	SEC (Skill Enhancement Course)		
1	The Forms Of Visual Art	2	50
	AEC (Ability Enhancement Course)		
1	Practical English	2	50



**KRANTIGURU SHYAMJI KRISHNA VARMA
KACHCHH UNIVERSITY, BHUJ**

Bachelor of Visual Arts(BVA)

No.	Subject	Examination Type	Marks
1	Basic Design	Practical (Pencil and colours on paper)	50
2	Drawing&Painting	Practical (Pencil and colours on paper)	50
3	Color Theory & Symbolism Print making	Practical (Pencil and colours on paper)	50
4	Monuments Study	Practical (Pencil and colours on paper)	50
5	Art History	Theory (Short notes,MCQs, Short answer question)	25
6	The forms of visual art	Theory (Short notes,MCQs, Short answer question)	25
7	Practical English	Theory (Short notes,objective type questions, Exercise)	25

External Marks will be based on:

Technical Proficiency: Assess the student's skill level in various media and techniques.

Creativity and Originality: Evaluate innovative and unique approaches in the artworks. Activities, Attending a workshops etc.

Conceptual Depth: Measure thematic and intellectual engagement in the work.

Presentation: Judge the professionalism in presenting the artwork.



KRANTIGURU SHYAMJI KRISHNA VARMA KACHCHH UNIVERSITY, BHUJ

Bachelor of Visual Arts(BVA)

Suggest Reading

A foundation course in Fine Arts typically covers a broad range of topics, from basic drawing and painting techniques to art history and theory. Here are some suggested readings that can provide a strong base for students:

Drawing and Painting Techniques

- Composition - Arthur Wesley Dow
- "Drawing on the Right Side of the Brain" by Betty Edwards A classic
- "Keys to Drawing" by Bert
- "Color and Light: A Guide
- Be an Artist in 10 Steps, Ian Sidaway Patricia Seligman
- "The Natural Way to Draw: A Working Plan for Art Study" by Kimon Nicolaïdes

Art History and Theory

- "A History of fine art in India and Ceylon"
- "Sathyabama" - Fundamentals of Visual Art Section"
- "The Story of Art" by
- "Art Through the Ages" by Helen Gardner Another
- "Ways of Seeing" by John Berger Offers
- "Theories of Modern Art: A Source Book by Artists and Critics" edited by Herschel B. Chipp

Art Criticism and Analysis

- "The Critique Handbook: The Art Student's Sourcebook and Survival Guide" by Kendall Buster and Paula
- "Art and Visual Perception: A Psychology of the Creative Eye" by Rudolf Arnheim
- "The Fundamentals of Visual Arts

Design and Composition

- "Design Basics" by David A. Lauer and Stephen Pentakl
- "The Elements of Graphic Design" by Alex W. White

